

000829





1

2

3

4

00VQIF015+(

		POS

30%

30%

2015 12 31

61,232.53

61,200.00

30%

30%

9.71 /

20

90%

63,027,806

2015 4 24

<

>

12

100%

2

61,200.00

100%

9.71 /

20

90%

63,027,806

1		33,200	34,191,555
2		28,000	28,836,251
		61,200.00	63,027,806

1

70%

2

1

17.28%

2

11.16%

3

3

30%

2015

2015 12 31			
	1,119,014.76	343,319.38 ¹	30.68%
	197,592.70	61,200.00 ²	30.97%
2015			
	4,303,013.90	1,274,256.79 ³	29.61%

- 1 *30%
- 2 61,200.00
- 3 *30%

2015

2015

50%

A

1.00

1

9.71 /
90%

20

20

20

÷

20

1

30

20

2015 11 9

2,191.60

10%

2

H20208.CSI

30

20

2015 11 9

13,883.15

10%

20

90%

=

÷

2

9.71 /

20

90%

20

20

÷

20

1

	30%	61,200.00	63,027,806

2

2

61,200.00

1		33,200.00	34,191,555
2		28,000.00	28,836,251
		61,200.00	63,027,806

1

36

2

36

1

	2016	2017	2018
	2016	2017	2018
15,800.00	27,500.00		

2

3

3

1

2

=

/

x

=

/

3

0

0

4

x 1+

5

x

6

4

1

2

>

×

÷

3

=

4

5

=

×

6

1

2

1.00

10

5

3

7

/

30%

[2016] 326

204,108.43 100%
 205,086.69 100%
 204,108.43 30%
 61,232.53

2015 12 31

946,901,092

63,027,806

63,027,806

	(((
	131,917,569	13.93%	131,917,569	13.06%	131,917,569	12.29%
	90,465,984	9.55%	90,465,984	8.96%	90,465,984	8.43%
	86,300,019	9.11%	86,300,019	8.55%	86,300,019	8.04%
	68,531,663	7.24%	68,531,663	6.79%	68,531,663	6.39%
	-	-	63,027,806	6.24%	63,027,806	5.87%
	-	-	-	-	34,191,555	3.19%
	-	-	-	-	28,836,251	2.69%
A	569,685,857	60.17%	569,685,857	56.41%	569,685,857	53.09%
	946,901,092	100%	1,009,928,898	100%	1,072,956,704	100.00%

2015

2015

	2015	
	1.14	1.00
	0.75	0.66
	79.39%	81.80%
	48.06	64.23
	15.38	12.22
	2.94%	2.94%
	-0.87%	-0.87%
	-0.24	-0.33
	-0.25	-0.35

1

2 2014
2015

2015

1

2016 4 1

2

2016 4 1
30%

2015 12 31

3

2016 4 1
30%

2015 12 31

1

2

2015 12 31

13.93%

2015 12 31

9

3

2015 12 31

3

1

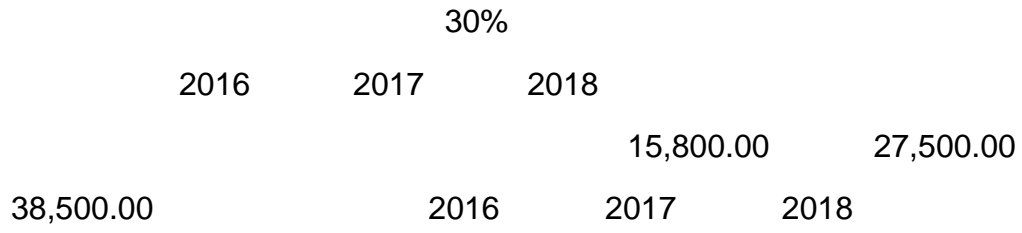
www.cninfo.com.cn

13		1 2 3
26		/ / / /

1

2

4



5

2016 2017 2018

6

2

61,200.00

7

4.40%

2014 2015

2.45% 2.55%

1

2

2012

	2015	2014	2013
	3.33%	3.01%	7.11%
	3.17%	3.45%	6.5%

2012

48%

T4-T6

T4-T6

3

100

1.2

2014

3G

2015

2016

5

6

10-20

1

	2015	2014	2013
	64,608.04	115,107.15	141,096.86
	5.65%	11.80%	13.44%
	1.52%	3.39%	4.84%

7

1

2

3

4

8

T4-T6

80,000

9

2015

2015

13.0%

iphone7

2016

iphone7

2016

10

		/			
1		B2-20130038	2013.06.08- 2018.02.08		
2		[2013]00292-A011	2013.11.14- 2018.02.08		
3		4453061805			
4		4700624091			
5		01100590			
6		ICP 080655	2015.02.15- 2018.12.25		
7		[2013]0453-086	2013.06.18- 2016.06.17		
8		ICP 100242	2015.03.18-		

			2020.03.18		
9		[2013]0937-986	2015.04.21- 2016.11.21		

2016 6 7

2016 6 17

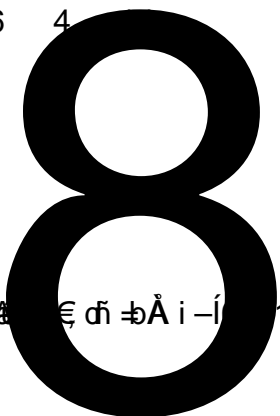
2016 11

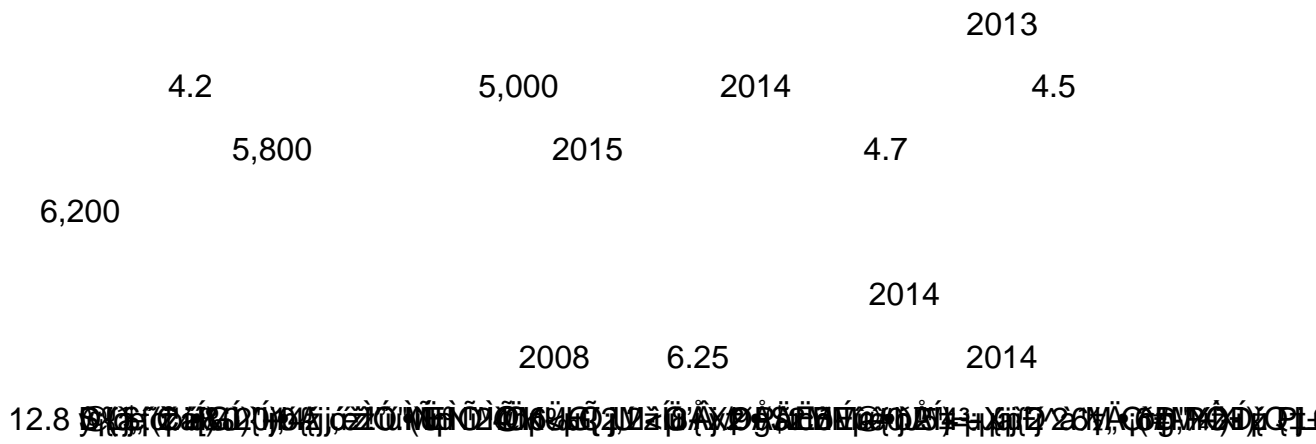
2

1 2016 4

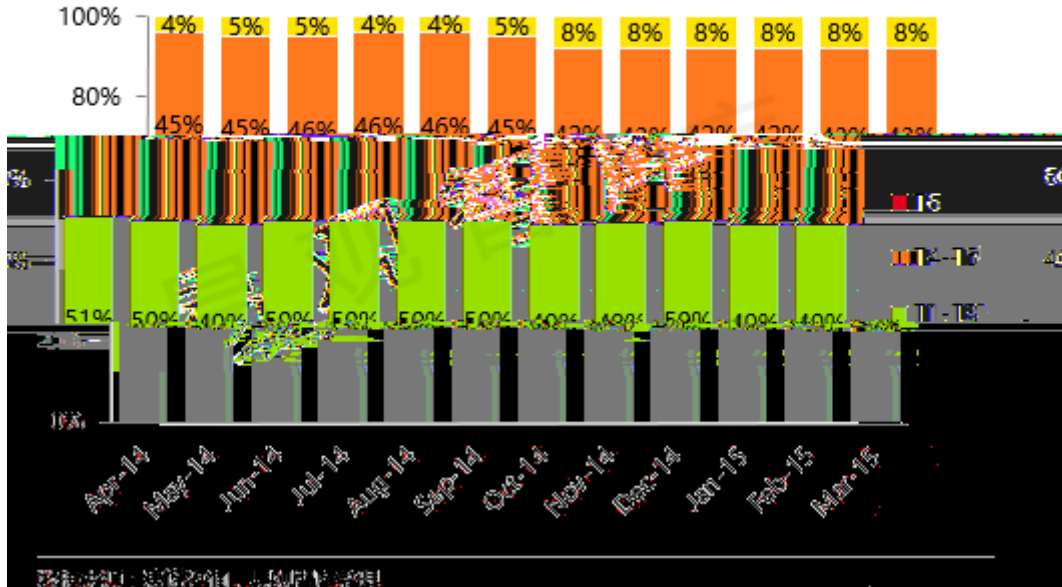
2

1&2016i ÄÖ&4,0A € dñ bÅ i -Í 16





手机行业T级市场容量占比



+

+

T4-T6

T4-T6

+

2006-2020

30%

70%

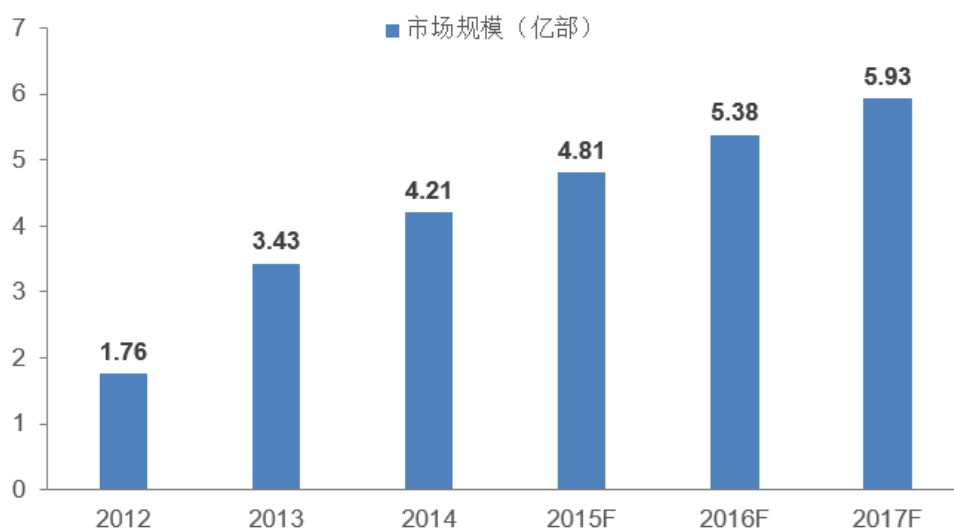
T4-T6

70%

30%

30%

中国智能手机市场规测



4G

2014

3G

4G

2015

6,200

2013-2017

2013

	84,000
	50,000
	40,000
	2,000

2013

170.com

T4-T6

2014

1

2016 4 1

2

2016 4 1
30%

2015 12 31

3

2016 4 1
30%

2015 12 31

1

2

30%
 30%
 2015 12 31
 61,232.53
 61,200.00
 9.71 /
 20 90%
 63,027,806

> 2015 4 24 < 12

100%
 2
 61,200.00
 100%
 9.71 / 20
 90% 63,027,806

1		33,200.00	34,191,555
2		28,000.00	28,836,251
		61,200.00	63,027,806

1 70%

2

1 17.28%

2 11.16%

3

3

30%

2015

2015 12 31			
------------	--	--	--

2015 12 31

946,901,092

63,027,806

63,027,806

	(((
	131,917,569	13.93%	131,917,569	13.06%	131,917,569	12.29%
	90,465,984	9.55%	90,465,984	8.96%	90,465,984	8.43%
	86,300,019	9.11%	86,300,019	8.55%	86,300,019	8.04%
	68,531,663	7.24%	68,531,663	6.79%	68,531,663	6.39%
	-	-	63,027,806	6.24%	63,027,806	5.87%
	-	-	-	-	34,191,555	3.19%
	-	-	-	-	28,836,251	2.69%
A	569,685,857	60.17%	569,685,857	56.41%	569,685,857	53.09%
	946,901,092	100%	1,009,928,898	100%	1,072,956,704	100.00%

2015

2015

	2015	
	1.14	1.00
	0.75	0.66
	79.39%	81.80%
	48.06	64.23
	15.38	12.22
	2.94%	2.94%
	-0.87%	-0.87%
	-0.24	-0.33
	-0.25	-0.35

1

2 2014
2015

2015